



CCPSSP-FR0.3 n×1×1.4

Applications

The cables are used as railway cables and can be installed directly into the ground or in ducts.

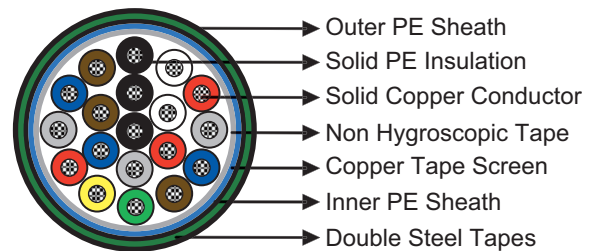
Standards

- RENFE E.T. 03.365.051.6



Construction

- Conductors: Soft annealed solid copper, 1.4 mm nominal diameter.
- Insulation: PE insulation.
- Stranding: Cores are helically stranded in concentric layers.
- Core Wrapping: Two or more layers of plastic tape(s) with overlapping.
- Screen: Copper tapes with overlap (protection against interference).
- Inner Sheath: PE sheath.
- Armour: Two layers of steel tape (0.8mm thick).
- Outer Sheath: PE sheath.



Electrical Characteristics at 20°C

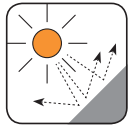
Nominal Conductor Diameter	mm	1.4
Maximum Conductor Resistance	Ω/km	11.9
Minimum Insulation Resistance @500 V DC	MΩ.km	15000
Resistance Unbalance	%	2
Test Voltage @50Hz 1min		
Core to Core	V_{eff}	2100
Core to Screen	V_{eff}	2500
Reduction Factor @100V/km 50Hz		0.3

Mechanical and Thermal Properties

- Minimum Bending Radius: 10×OD
- Temperature Range: -40°C to +60°C (during operation); -10°C +60°C (during installation)

Dimensions and Weight

Cable Code	Number of Cores	Nominal Sheath Thickness mm		Maximum Overall Diameter mm	Nominal Weight kg/km
		Inner	Outer		
1.4mm Conductor, 2.6mm Insulated Wire					
RS/CCPSSP-FR0.3-2Y(K)2YB2Y-2C1.4	2	1.5	1.6	16.5	530
RS/CCPSSP-FR0.3-2Y(K)2YB2Y-4C1.4	4	1.5	1.6	17.5	608
RS/CCPSSP-FR0.3-2Y(K)2YB2Y-7C1.4	7	1.5	1.6	19.0	718
RS/CCPSSP-FR0.3-2Y(K)2YB2Y-9C1.4	9	1.5	1.6	22.7	914
RS/CCPSSP-FR0.3-2Y(K)2YB2Y-12C1.4	12	1.5	1.6	23.2	977
RS/CCPSSP-FR0.3-2Y(K)2YB2Y-19C1.4	19	1.6	1.8	25.2	1185
RS/CCPSSP-FR0.3-2Y(K)2YB2Y-27C1.4	27	1.6	1.8	28.1	1437
RS/CCPSSP-FR0.3-2Y(K)2YB2Y-37C1.4	37	1.7	1.8	31.4	1754
RS/CCPSSP-FR0.3-2Y(K)2YB2Y-48C1.4	48	1.7	1.8	34.2	2062



UV Resistant



Water Resistant




Rated Voltage



Buried in Ground



Laid In Ducts



Zero Halogen

IEC 60754-1/NF C20-454
EN 50267-2-1



Anti Induction

